

Connecting Electronic Plugs

1. Drill two 0.35mm/0.4mm holes on both sides of the plug.



2. Cut off around 1mm section from thin metal wire.




3. Insert the metal wires into the holes.



4. Paint the plugs in different usual colors.



5. Remove the inner metal wire from the black piping cord.




6. Widen the cord diameter with a drill.



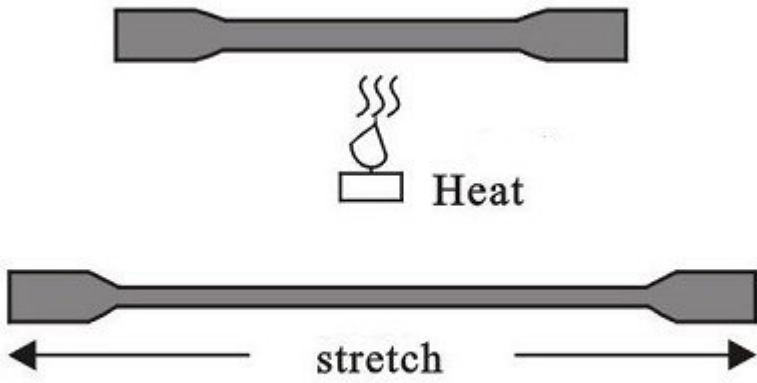
7. Connect the piping cord together with the wires of the plug.




8. Prepare a shrink tube and a lighter.



9. Heat the shrink tube and stretch it out.



10. The final result after stretching.



11. Connect the stretched tube with the plug wiring as shown in figure.

